


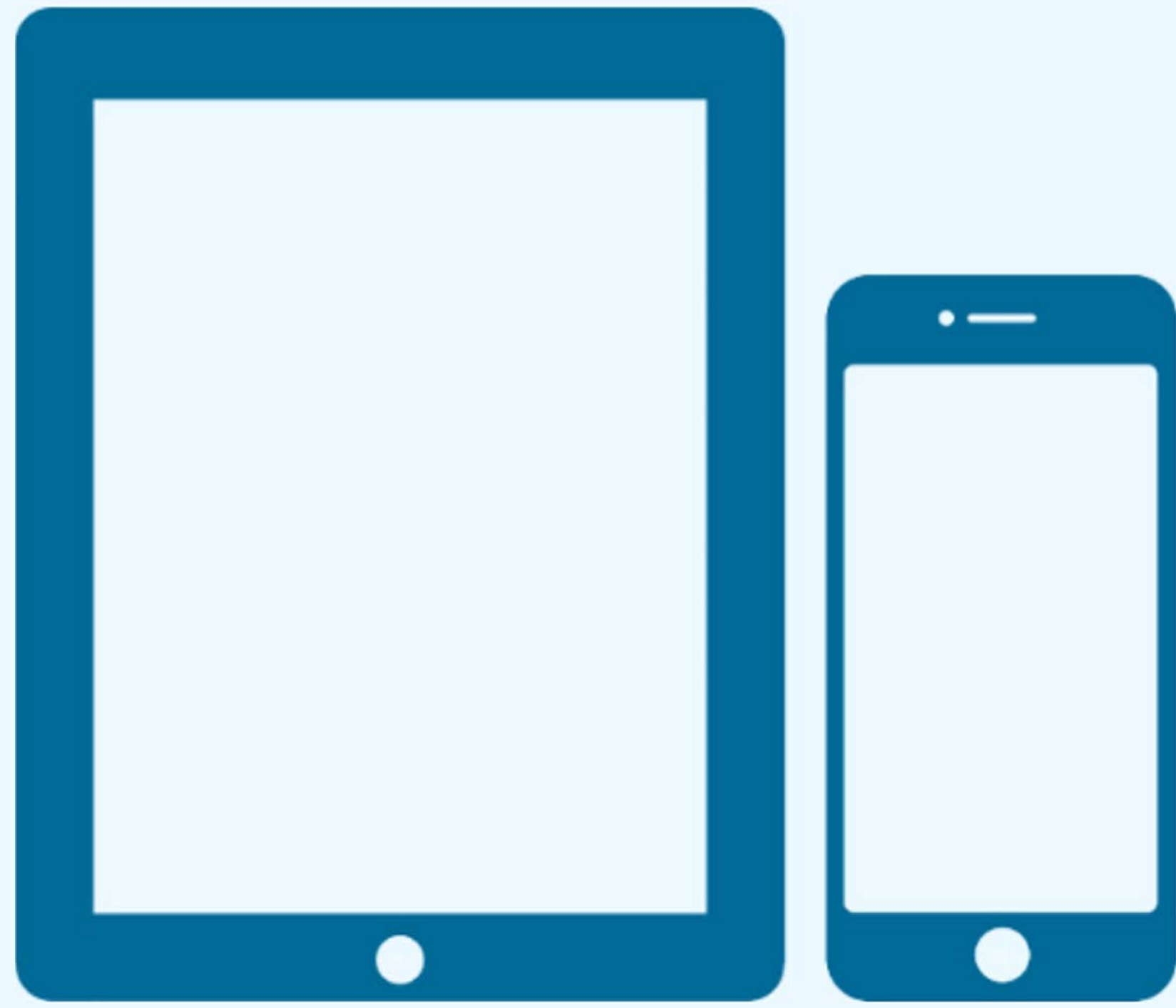
# PRINT GUIDE

You can print using the following devices



### PRINT FROM A LAPTOP

- 1. Open a browser and go to [print.princh.com](http://print.princh.com).
- 2. Scan the QR code below, or enter the printer ID that can be found underneath the QR code.
- 3. Upload your document(s).
- 4. Pay at the Reference Desk.





### PRINT FROM A MOBILE PHONE OR TABLET

- 1. Scan the QR code below with your device's camera. Alternatively, you can open your browser and go to [print.princh.com](http://print.princh.com) and enter the printer ID (found below)\*
- 2. Upload your document(s).
- 3. Pay at the Reference Desk.

If you want to print a webpage or an email from your mobile phone, we recommend you install the Princh mobile app (available for free from the App Store/Play Store) and follow the tutorial in the app.



Perrot Memorial Library

FORMAT	COLOR	PRICE	PRINTER ID
	Black/White	\$0.10	 108218

Pay for your printouts at the Reference Desk.

