


PRINT GUIDE

You can print using the following devices



PRINT FROM A LAPTOP

1. Open a browser and go to print.princh.com
2. Enter the printer ID that can be found below
3. Upload your document(s) and adjust your settings
4. Pay via the LPT:One™ Print Release Terminal





PRINT FROM A MOBILE PHONE OR TABLET

1. Scan the QR code below with your device's camera. Alternatively, you can open your browser and go to print.princh.com and enter the printer ID (found below)*
2. Upload your document(s) and adjust your settings
3. Pay via the LPT:One™ Print Release Terminal

* If you want to print a webpage or email from your mobile phone, we recommend you install the Princh mobile app and follow the tutorial in the app.



Sound Beach Avenue

FORMAT	COLOR	PRICE	PRINTER ID
 LETTER	Black/White	\$0.10	 108218

Pay for your printouts at the Reference Desk or the Youth Services Desk